

## Pyrolan Expand Base L

5392

Water-based, **opaque fire protection primer** for industrial and professional use  
System-matched with Pyrolan Expand Top (5394)

### PRODUCT DESCRIPTION

#### General

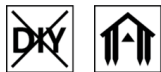
Intumescent (foaming), opaque fire protection primer for improving the fire behavior according to EN 13501-1 of wood and wood-based materials in interior areas. The product is characterized by universal processing, natural appearance, very good flow and good block resistance. In the event of fire, it creates a thermally insulating layer that delays the spread of fire and reduces the development of smoke gas.

#### Special properties and standards



- **EN 13501-1 (fire behaviour)**  
Technical University of Munich B23048 Classification Report in System Design
- **French ordinance DEVL1104875A**  
Marking of construction coating products for their emission of volatile pollutants: A+

#### Application area



For interior wall and ceiling paneling and roof trusses.

Further applications in protected outdoor areas only on request.

Not suitable for: mechanically stressed surfaces such as doors, furniture or floors; coated or impregnated substrates; interiors with a permanent humidity of > 80%

Only in combination with Pyrolan Expand Top (5394).

### PROCESSING

#### Processing instructions



- Please stir the product before use.
- The temperature of the product and object, and the room temperature must be at least + 15 °C.
- The optimal conditions for use are between 15 - 25 °C with a relative atmospheric humidity between 80 %.
- The color shade, compatibility and adhesion to the substrate must be checked by creating sample panels.
- Wooden parts must be coated on all sides unless they are fully fixed to a solid substrate.

**Processing instructions**

- When changing from Pyrolan Expand Base L (5392) to other water-based paint systems, care must be taken to adequately clean the pipes and spray equipment, preferably with warm water.
- Coated surfaces with Pyrolan Expand Base L (5392) and Pyrolan Expand Top (5394) must be adequately protected from water and moisture during transport and storage.
- For storage/delivery, PE foam film (at least 1.5 mm) is recommended as intermediate layers for the coated surfaces.
- Resin flow cannot be avoided by the coating.
- Any change in the processing sequence, environmental conditions, non-observance of instructions or the use of products not listed may have an unfavourable effect on the result.

**Application technique**



	Airless	Airless air-supported (Airmix®, Aircoat, etc.)	Brushing	Rolling
Spraying nozzle Ø (mm)		0,33	-	
Spray nozzle (Ø inch)		0,013	-	
Nozzle angle (°)		20 - 40	-	
Spraying pressure (bar)		80 - 100	-	
Vaporizer Air (bar)	-	0,5 - 1,5	-	
Spraying distance (cm)		25	-	
Applied quantity per application (g/m <sup>2</sup> )		250 - 300	75 - 125	
Total quantity applied (g/m <sup>2</sup> )		250 - 300		
Wet film (µm)		200 - 250	-	

The product is ready to use.

The shape and surface condition of the workpiece as well as the type of application influence the actual consumption. Accurate values for consumption must be obtained by applying trial coats in advance.

**Drying times**

(at 23 °C and 50 % rel. humidity)



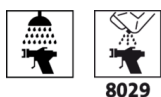
Subsequent coating	approx. 4 hour(s)
--------------------	-------------------

The figures given above are reference values. The drying time depends on the type of substrate, coat thickness, temperature, air exchange and relative atmospheric humidity.

Lower temperatures and/or high level of atmospheric humidity can increase the drying time.



Avoid direct sunlight!

**Cleaning the working equipment**



With water immediately after use.

To remove dried paint residues we recommend using Aqua-Cleaner (8029) (diluted 1:1 with water).

SUBSTRATE	
Type of substrate	Solid wood and wood-based materials according to EN 13986 (at least D-s2 d0) with a density $\geq 337.5 \text{ kg/m}^3$ and a thickness $\geq 8 \text{ mm}$ according to the classification report of the Technical University of Munich B23048.
Substrate property	The substrate must be dry, clean, capable of holding the paint, free from separating substances such as grease, wax, silicone, resin etc. and free from wood dust, as well as tested for suitability for coating.
Wood moisture	13 % $\pm$ 2 %
Wood sanding	<b>Hardwoods:</b> Grit size 150 - 180 <b>Softwoods:</b> Grit size 100 - 150
COATING SYSTEM	
Primer coat	1 x Pyrolan Expand Base L (5392) Application quantity: 300 g/m <sup>2</sup> To achieve the required application quantity for brush and roller application, 3 coats are required.
Finishing coat	1 x Pyrolan Expand Top (5394) Application quantity: 125 g/m <sup>2</sup> To achieve the required application quantity for brush and roller application, 2 coats are required.
ORDERING INFORMATION	
Size of trading unit	20 kg
Colour shades / Glosslevels	Colour shades are available from the factory. <b>Base paint(s):</b> Pyrolan Expand Base L Farblos, tönbar (5392000220) In order to ensure uniformity of the colour shade, use only material with the same batch number on a given surface. It is recommended to prepare a trial colour sample on the original substrate using the coating system selected in order to assess the final colour shade.
Supplementary products	Aqua-Cleaner 8029 (8029) Pyrolan Expand Top (5394)
FURTHER DETAILS	
Durability / storage	Min. 6 month(s) in the original sealed containers. Make sure the product is protected against moisture, direct sunlight, frost and high temperatures (above 30 °C). Close opened containers well and use up the content as soon as possible.
	 
Technical specifications	VOC content of the ready-to-use mixture: EU limit for Pyrolan Expand Base L (Cat A/i): 140 g/l. Pyrolan Expand Base L contains maximum 40 g/l VOC.

---

## Safety information



The product is only suitable for industrial use.

The inhalation of paint aerosols during spray application must generally be avoided. This is ensured by the proper use of a respirator (combination filter A2/P2).

Further information on the subject of safety during transport, storage and handling as well as disposal can be found in the relevant safety data sheet. The current version can be accessed on the Internet at [www.adler-lacke.com](http://www.adler-lacke.com).

---