

Lignovit Plus LB

5333

Water-based **medium-build varnish** for **softwood** for industrial and commercial use

PRODUCT DESCRIPTION

General

Water-based medium-build varnish for use on softwood. The product is characterized by high filling power, good weather resistance, high block resistance and very good workability.

Very high UV protection with the 'UV-Protect' colour, which greatly reduces the natural yellowing of the wood.

Special properties and standards

- The coating is protected against blue stain and mould by a biocidal active substance.

Active substance:

2.4 g/kg (0.24 %) 3-Iod-2-propinylbutylcarbamate

Application area



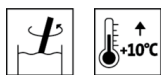
Glued laminated timber constructions

For non-dimensionally stable and limited dimensionally stable timber components for exterior use, such as e.g. wooden houses, timber cladding, canopies, profile boards, window shutters, balconies, gates.

In the case of highly resinous Siberian larch and cedar, the durability of the coating system may be reduced on planed wood.

PROCESSING

Processing instructions



- Please stir the product before use.
- The temperature of the product and object, and the room temperature must be at least +10 C.
- The optimal conditions for use are between 15 - 25 °C with a relative atmospheric humidity between 40 - 80 %.
- Do not process it under conditions of intense sunlight, rain, extremely high humidity, strong wind or pending frost.
- For new timber components we recommend an all-over coating.
- Resin flow cannot be avoided by the coating.
- Water-soluble wood extracts can be leached particularly by driving rain. This can be minimized by an all-over coating and additional sealing of the end grains.
- Residual plaster (high level of alkalinity) or ferrous dust (rust formation) may lead to black discoloration on larch wood and other types of wood rich in extracts.
- The color shade, compatibility and adhesion to the substrate must be checked by creating sample panels.
- Any change in the processing sequence, environmental conditions, non-observance of instructions or the use of products not listed may have an unfavourable effect on the result. Deviations lead to film and adhesion

2-0 IMC 5333 | 04/24 | replaces 1-0

ADLER-Werk Lackfabrik, A-6130 Schwaz

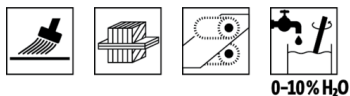
Fon: +43/5242/6922-190, Fax: +43/5242/6922-309, Mail: technical-support@adler-lacke.com

Our instructions are based on the current state of knowledge and are intended to advise the buyer/user to the best of our knowledge, but must be individually adapted to the areas of application and processing conditions. The buyer/user is responsible for deciding on the suitability and use of the supplied product, which is why we recommend that a sample be produced to check the suitability of the product. In all other respects, our General Terms and Conditions of Sale apply. All previous data sheets lose their validity with this edition. We reserve the right to make changes to container sizes, color shades and available gloss levels.

problems as well as to impairments with regard to weathering and color stability.

- Please follow our **ARL 500 - Working guideline for coating non-dimensionally stable and limited dimensionally stable construction elements – General part.**

Application technique



	Brushing	Coating machine	Vacuum coater
Diluent	Water		
Diluent amount added (%)	0 - 10		
Applied quantity per application (g/m ²)	35 - 50		70 - 100
Total quantity applied (g/m ²)	70 - 100		

The product is ready to use.

The shape and surface condition of the workpiece as well as the type of application influence the actual consumption. Accurate values for consumption must be obtained by applying trial coats in advance.

Drying times

(at 23 °C and 50 % rel. humidity)



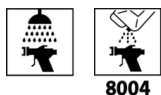
Dust dry (ISO 1517)	30 minutes
Tack-free	4 hour(s)
Recoatable at room temperature	3 - 4 hour(s)
Dried through	12 hour(s)

The figures given above are reference values. The drying time depends on the type of substrate, coat thickness, temperature, air exchange and relative atmospheric humidity.

Lower temperatures and/or high level of atmospheric humidity can increase the drying time.

Avoid direct sunlight!

Cleaning the working equipment



With water immediately after use.

To remove dried paint residues we recommend using Aqua-Cleaner (8004) (diluted 1:1 with water).

SUBSTRATE

Type of substrate

Softwoods

Substrate property

The substrate must be dry, clean, capable of holding the paint, free from separating substances such as grease, wax, silicone, resin etc. and free from wood dust, as well as tested for suitability for coating.

A prerequisite for ensuring long durability of the coating is to observe the basic principles of constructional wood preservation.

Wood moisture

15 % ± 2 %

Substrate preparation

For optimal durability, we recommend sanding smooth wooden surfaces with grit size 80 in the direction of the fiber, cleaning them thoroughly and removing wood extractives, such as resin and pitch pockets. Round off any sharp edges.

Clean resinous timbers containing drying retardant components with Nitro-Verdünner 8017 (8017).

Treat algae, green deposits or mould in outdoor areas with Aviva Fungisan (8308).

COATING SYSTEM

Impregnation

If necessary outdoors, apply 1 coat of Lignovit Primo (5358) (applies to timbers of durability class 3-5 according to EN 350) to protect against blue stain, fungal decay and insect infestation.

Intermediate drying time: approx. 4 hours

Use wood preservatives safely. Always read the label and observe the respective technical data sheets of the products before use.

Please follow our **ARL 056 - Working guideline for the use of wood preservatives**.

Intermediate coat

1 x Lignovit Plus LB (5333)

Intermediate sanding



If necessary: Slight smooth sanding: Grit size 280

Remove sanding dust.

Finishing coat

1 x Lignovit Plus LB (5333)

Only necessary when using less absorbent substrates such as planed and sanded wood.

MAINTENANCE

Care

The durability depends on several factors: these include particularly the type of weathering, constructive protection, mechanical stress and the choice of colour applied. To obtain long durability, regular inspection, maintenance and, if necessary, repair measures are necessary.

If required, remove dust and dirt from the still intact areas and paint 1 – 2 x using Lignovit Plus LB (5333).

Maintenance

Please follow our **ARL 504 - Working guideline for coating non-dimensionally stable and limited dimensionally stable construction elements - Maintenance and Repair**.

ORDERING INFORMATION

Size of trading unit

18 l, 600 l-Container

Colour shades / Glosslevels



Standard colour(s):

Basis W30 (53219)
UV-Protect (5333061743)

Colour shades can be obtained using the **ADLER colour mixing system ADLERMix**.

Base paint(s):

Lignovit Plus LB Basis W30 (53219)

The final colour tone is generally determined by the inherent colour of the wood, the quantity applied and the colour shade of the coating.

It is recommended to prepare a trial colour sample on the original substrate using the coating system selected in order to assess the final colour shade.

In order to ensure uniformity of the colour shade, use only material with the same batch number on a given surface.

Apply exclusively pigmented colour shades to ensure a good weather resistance. UV-Protect is only suitable for temporary use.

Please observe our **ARL 800- Working guideline for working (including care and maintenance) with ADLER Mix, PUR Mix and Color4You dosing machines.**

Supplementary products

Aviva Fungisan (8308)
Aqua-Cleaner (8004)
Lignovit Primo (5358)
Nitro-Verdüner 8017 (8017)

Please refer to the corresponding technical data sheets of the products.

FURTHER DETAILS

Durability / storage



Min. 1 year(s) in the original sealed containers.

Make sure the product is protected against moisture, direct sunlight, frost and high temperatures (above 30 °C).

Close opened containers well and use up the content as soon as possible.

Giscode

BSW50

Technical specifications

VOC content of the ready-to-use mixture: EU limit for Lignovit Plus LB (Cat A/e): 130 g/l.
Lignovit Plus LB contains maximum 30 g/IVOC.

Safety information



The product is only suitable for the industrial and professional use.

When sanding, use at least a P2 dust filter as personal safety equipment to protect against abrasive and wood dust.

Ensure proper ventilation during and after application.

Further information on the subject of safety during transport, storage and handling as well as disposal can be found in the relevant safety data sheet. The current version can be accessed on the Internet at www.adler-lacke.com.