

## Innolux Add PHI U

8143

Photoinitiator solution for adjusting the reactivity of Innolux products for industry

### PRODUCT DESCRIPTION

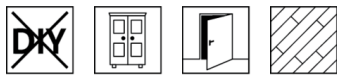
#### Product numbers

8143000210

#### General

Concentrated photoinitiator solution for adjusting the reactivity with broad compatibility for the majority of Innolux products, **also for low or non-yellowing systems** (exceptions possible!). Well suited for adjusting the reactivity to an existing UV system with low UV lamp output.

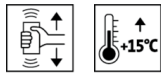
#### Application area



Additive for Innolux base and top coats for most application methods. Please refer to the corresponding technical data sheets of the products.

### PROCESSING

#### Processing instructions



- Please shake the product before use.
- The temperature of the product and object, and the room temperature must be at least + 15 °C.
- Slight thinning effect in the coating material after addition.
- Any change in the processing sequence, environmental conditions, non-observance of instructions or the use of products not listed may have an unfavourable effect on the result.

#### Quantity to be added



The amount added varies depending on the area of application and UV system. Please contact your sales representative.

In individual cases, the addition of Innolux Add PHI U (8143) can also cause a deterioration in reactivity, especially in the case of overdosing!

#### Cleaning the working equipment



With Waschverdünner (8501) immediately after use.

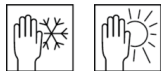
### ORDERING INFORMATION

#### Size of trading unit

250 ml

## FURTHER DETAILS

### Durability / storage



Min. 9 month(s) in the original sealed containers.

Make sure the product is protected against moisture, direct sunlight, frost and high temperatures (above 30 °C).

### Safety information



The product is only suitable for industrial use.

During work, wear fastened-up working clothes, protective gloves made of butyl rubber and safety goggles with side protection! If the product comes into contact with your eyes, rinse immediately with water and consult a doctor! Remove dirty, soaked clothing immediately! If the product comes into contact with your skin, wash off immediately with plenty of soap and water!

Further information on the subject of safety during transport, storage and handling as well as disposal can be found in the relevant safety data sheet. The current version can be accessed on the Internet at [www.adler-lacke.com](http://www.adler-lacke.com).