

Ferro GSX

4505

Anti-corrosion coating with micaceous iron oxide for professional and industrial use

PRODUCT DESCRIPTION

Product number(s)

54120 ff

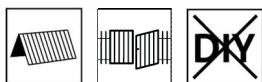
General

Primer, intermediate and top coat based on special synthetic resins with excellent corrosion protection and very good weather resistance. Environmentally friendly due to a higher solid content and white spirits free of aromatic hydrocarbons. Compatible with residual rust. Resistant to industrial atmospheres, flue gases and acid rain.

Special properties and standards

- **Colour resistance according to BFS data sheet no. 26**
Class **C**
Group **1 - 3** (depending on colour shade)

Application areas



- For coating iron, steel, zinc and aluminium indoors and outdoors.
- Especially for sheet metal roofs and steel structures exposed to extreme weathering.

PROCESSING

Instructions for use

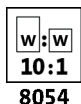


- Please stir the product before use.
- The temperature of the product and object, and the room temperature must be at least + 5 °C.
- Do not carry out work at low ambient temperatures or when components are too cold (below dew point).
- The optimal conditions for use are between 15 – 25 °C with a relative atmospheric humidity between 40 – 80 %.
- Do not process it under conditions of intense sunlight, rain, extremely high humidity, strong wind or pending frost.
- Do not close containers with hardened material.
- To improve the mechanical resistance and cleanability, the interior can be painted with ADLER Varicolor farblos (colourless), Glänzend (glossy) 4161050252 or ADLER Varicolor farblos Matt (matt colourless) 4161050253 after good drying (approx. 1 week).

- Two-component processing with Alkydharzturbo 8054 for higher mechanical resistance of the surfaces and faster drying of the primer or intermediate coat.
- Any change in the processing sequence, environmental conditions, non-observance of instructions or the use of products not listed may have an unfavourable effect on the result. Deviations lead to film and adhesion problems as well as to impairments with regard to weathering and color stability.

Please refer to the relative technical data sheets of the products.

Blending ratio



10 parts by weight: Ferro GSX 4505
1 part by weight: Alkydharzturbo 8054

Alkydharzturbo 8054 must be carefully worked into the coating components by stirring before processing.

Pot life




approx. 8 hours

A further extension of the pot life is not possible.

Increased temperatures reduce the pot life.

Application technique



Application method	Brushing	Rolling	Cup gun
Spray nozzle (Ø mm)	-	-	2.0 – 2.2
Spraying pressure (bar)	-	-	2 – 3
Dilution (thinning)	-	-	KH-Spritzverdünnung 8014
Thinner-added in %	-		approx. 20
Yield per application (m ² /l) ¹⁾	approx. 8 – 10		approx. 8
¹⁾ Yield including addition of thinner and loss while spraying			

The shape, the properties and moisture of the substrate affect the consumption/yield. Accurate values for consumption must be obtained by applying trial coats in advance.

Drying times

(at 23 °C and 50 % rel. humidity)



Recoatable	after approx. 24 hours
------------	------------------------

The figures given above are reference values. The drying time depends on the type of substrate, coat thickness, temperature, air exchange and relative atmospheric humidity.

Lower temperatures and/or high level of atmospheric humidity can increase the drying time.

For good thorough drying, the recommended application quantities must be adhered to. Excessive layer thicknesses lead to a considerable drying delay!

Cleaning equipment

the working

Immediately after use with KH-Spritzverdünnung 8014.

To remove dried product residues, we recommend using Abbeizer Express 8313.

SUBSTRATE**Type of substrate**

Iron and steel, non-ferrous metals and hard PVC

Substrate condition)

property

(or

The substrate must be clean, dry, free of separating substances and tested for suitability and load-bearing capacity for subsequent coating!

Please note ÖNORM B2230 Part 3.

See also VOB, Part C, DIN 18363, Paragraph 3; painting and coating work.

Any coatings that cannot be recoated must be removed thoroughly.

Preparation of the substrate**Iron and steel**

Remove rust down to bare metal.

Thoroughly remove greasy or oily impurities using Entfetter 8009.

Zinc, aluminium and other non-ferrous metals

Sand until matt with abrasive fleece and Entfetter 8009.

Anodised aluminium, stainless steel

Sand anodised aluminium and stainless steel very well until matt and prime within 60 minutes with 2K-Epoxi-Grund Zinkchromatfrei 5604.

Hard PVC and coatable plastics:

Sand until matt with abrasive fleece and Entfetter 8009.

Due to the large number of plastic materials, an adhesion test is recommended.

Old coatings

Sand intact old coatings with grit size 120 and clean. Remove old coatings that cannot be recoated.

For powder coatings we generally recommend priming with 2K-Epoxi-Grund Zinkchromatfrei 5604. Make a sample and check adhesion. Cf. BFS data sheet no. 24.

Please refer to the relative technical data sheets of the products.

COATING SYSTEM**General**

The following coating systems are exemplary.

Primer coat1 x Ferro GSX 4505
Dry film approx. 80 µm**Intermediate coat**1 x Ferro GSX 4505
Dry film approx. 80 µm**Finishing coat**1 x Ferro GSX 4505
Dry film approx. 80 µm

MAINTENANCE AND RENOVATION

Maintenance and renovation

The durability depends on several factors: These are, in particular, the type of weathering, constructive protection, mechanical stress and the choice of the processed color shade; for long durability, regular inspection, maintenance and, if necessary, repair measures are required.

If required, remove dust and dirt from the still intact areas and paint 2 x with Ferro GSX 4505.

Sand intact old coatings with grit size 120 and clean. Remove old coatings that cannot be recoated. Coating system like new paint.

ORDERING INFORMATION

Size of trading unit

750 ml; 2,5 l; 10 l

Colour shades / degrees of gloss

approx. RAL9006

54121

approx. RAL9007

54122

Other colour shades can be obtained using the **ADLER colour mixing system Color4You**.

Base paints:

Ferro GSX Basis E20 54120

- In order to ensure uniformity of the colour shade, use only material having the same batch number on a given surface.
- It is recommended to prepare a trial colour sample on the original substrate using the coating system selected in order to assess the final colour shade.
- Please consume blended products within 3 months.

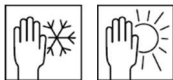
Note the following for decorative coatings with high visual requirements:

- Depending on the system, the RAL 9006 and 9007 colours may show streaks or clouding.
 - The best results are achieved by spraying.
 - In the case of metallic and mica colours, different applications and subsequent touch-up work may result in differences in colour tone.
 - Please refer to our **ARL 800 - Working guideline for working (including care and maintenance) with ADLER Mix, PUR Mix and Color4You dosing machines**
-

Supplementary products

2K-Epoxi-Grund Zinkchromatfrei 5604
 ADLER Varicolor farblos, Glänzend 4161050252
 ADLER Varicolor farblos, Matt 4161050253
 Entfetter 8009
 Alkydharzturbo 8054
 KH-Spritzverdünnung 8014
 Abbeizer Express 8313

OTHER INSTRUCTIONS

Durability / storage

At least 3 months in the original sealed containers.

Make sure the product is protected against moisture, direct sunlight, frost and high temperatures (above 30 °C).

Close opened containers well and use as soon as possible.

Safety-related Information

Further information on the subject of safety during transport, storage and handling as well as disposal can be found in the relevant safety data sheet. The current version can be accessed on the Internet at **www.adler-lacke.com**.

The product is only suitable for industrial and professional use.

While grinding use at least dust filter P2 as personal protective equipment to protect against sanding and wood dust. In case of hardwood (especially for Beech, Oak) a dust filter P3 is recommended.

Inhaling paint aerosols whilst spraying must generally be avoided. This is ensured by correctly using a breathing mask (combination filter A2/P2).
