

Brilliant-Metallic

2492

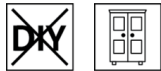
Solvent-based metal effect paint for painting furniture for industrial and professional use

PRODUCT DESCRIPTION

General

Solvent-based 2-pack metal effect paint for achieving creative, brilliant metallic surfaces with genuine metal properties in the furniture and interior finishing sector.

Application area



For furniture, interior fixtures, wall paneling and wood ceilings.

Application in combination with a suitable topcoat system.

The area of application depends on the processing of the product and the topcoat system selected.

PROCESSING

Processing instructions



- Brilliant-Metallic (2492) must not be stirred too vigorously. It is only processed by stirring with a spatula.
- The temperature of the product and object, and the room temperature must be at least +10 C.
- The coat Brilliant-Metallic is applied relatively “dry” – with not too much paint applied in several thin films.
- To achieve a uniform appearance, we recommend manufacturing the front surfaces of one commission in the same operation.
- Any change in the processing sequence, environmental conditions, non-observance of instructions or the use of products not listed may have an unfavourable effect on the result.
- Please follow our **ARL 131 - Working guidelines for PUR furniture paints**.

Blending ratio



10 part(s) by weight or by volume Brilliant-Metallic (2492)
1 part(s) by weight or by volume PUR-Hardener 8419 (8419000210)

Brilliant-Metallic (2492) can only be used with a hardener and in the mixing ratio specified. Deviations lead to film and adhesion problems.

Pot life



8 hour(s)

Mixed material can be used one more working day, but must be mixed 1:1 with freshly hardened material. A further extension of the pot life is not possible.

Increased temperatures reduce the pot life.

Application technique

15-30% 8519

	Cup gun
Spraying nozzle Ø (mm)	1,5
Spraying pressure (bar)	2,0 - 3,0
Diluent	DD-Verdünner (8519)
Diluent amount added (%)	15 - 30
Viscosity 4-mm-cup (s)	16 - 18
Applied quantity per application (g/m ²)	70

The shape and surface condition of the workpiece as well as the type of application influence the actual consumption. Accurate values for consumption must be obtained by applying trial coats in advance.

Drying times

(at 23 °C and 50 % rel. humidity)



Recoatable after	approx. 3 - 16 hour(s)
------------------	------------------------

The figures given above are reference values. The drying time depends on the type of substrate, coat thickness, temperature, air exchange and relative atmospheric humidity.

Cleaning the working equipment

8519



8501

With DD-Verdünner 8519 (8519) or Waschverdünner (8501) immediately after use.

SUBSTRATE**Type of substrate**

Solid wood, chipboard or wood fibre materials suitable for opaque varnishing, veneered or coated with priming film.

Substrate property

The substrate must be dry, clean, capable of holding the paint, free from separating substances such as grease, wax, silicone, resin etc. and free from wood dust, as well as tested for suitability for coating.

Substrate preparation

Carrier plates coated with priming film: Sanding Grit size 240
Hardwoods: Wood sanding Grit size 150 – 180

COATING SYSTEM**Primer coat****For closed-pore coating surfaces****Carrier plates coated with priming film:**

(sharp sanding of the film with 240 grit)

a single spray application with PUR-Ecofill (2416) or Aduro Ecofill Smart (2317) is beneficial.

Solid wood, raw chipboard or chipboard panels veneered with blind veneer:

2 x primed with PUR-Ecofill (2416) or Aduro Ecofill Smart (2317)

Intermediate sanding Grit size 280 – 360


MDF panels:

insulated with Aduro Isoliergrund (2502) or Aduro Legnopur (2513)

1 – 2 x primed with PUR-Ecofill (2416) or Aduro Ecofill Smart (2317)

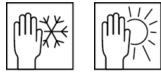
Intermediate sanding Grit size 280 – 360

Intermediate drying: at least 5 hour(s)

Intermediate sanding	<p>Grit size 320</p> <p>Remove sanding dust.</p> <p>Intermediate sanding must be carried out immediately before the subsequent coating is applied in order to ensure good intermediate adhesion!</p>
	
Intermediate coat	<p>Pigmopur G50 (2406) in matching color shade</p> <p>Pigmopur G50 Silber (2406053429)</p> <p>Pigmopur G50 Gold (2406053430)</p> <p>Pigmopur G50 Titan (2406053431)</p> <p>Pigmopur G50 Bronze (2406053432)</p> <p>Pigmopur G50 Kupfer (2406053433)</p> <p>Intermediate drying time: min. 3 hour(s) to max. 8 hour(s).</p>
Product application	<p>Brilliant-Metallic (2492) in the desired colour</p> <p>Depending on the application area or desired effect, apply Brilliant-Metallic (2492) in several thin films.</p> <p>Intermediate drying time: min. 3 hour(s) to max. 16 hour(s).</p>
Topcoat	<p>1 – 2 x Pigmotop (2514) in the desired gloss level</p> <p>or</p> <p>1 – 2 x Aduro High-Gloss (2634)</p> <p>Topcoat application within one working day!</p>
CLEANING AND MAINTENANCE	
Cleaning and Maintenance	<p>Cleaning with Clean-Möbelreiniger (7202).</p>
ORDERING INFORMATION	
Size of trading unit	<p>0.9 kg, 10 kg</p>
Colour shades / Glosslevels	<p>Standard colour(s):</p> <p>Silber (2492053429)</p> <p>Gold (2492053430)</p> <p>Titan (2492053431)</p> <p>Bronze (2492053432)</p> <p>Kupfer (2492053433)</p>
Supplementary products	<p>Aduro Ecofill Smart (2317)</p> <p>Aduro High-Gloss (2634)</p> <p>Aduro Legnopur (2513)</p> <p>Clean-Möbelreiniger (7202)</p> <p>DD-Isoliergrund (25103)</p> <p>DD-Verdünner 8519 (8519)</p> <p>Pigmopur G50 (2406)</p> <p>Pigmotop (2514)</p> <p>PUR-Ecofill (2416)</p> <p>PUR-Hardener 8419 (8419)</p> <p>Waschverdünner 8501 (8501)</p> <p>Please refer to the corresponding technical data sheets of the products.</p>

FURTHER DETAILS

Durability / storage



Min. 1 year(s) in the original sealed containers.

Make sure the product is protected against moisture, direct sunlight, frost and high temperatures (above 30 °C).

Technical specifications

Delivery viscosity: 25 – 30 seconds according to DIN 53211
(4 mm measuring cup, 20 °C)

Safety information



The product is only suitable for the industrial and professional use.

The inhalation of paint aerosols during spray application must generally be avoided. This is ensured by the proper use of a respirator (combination filter A2/P2).

Further information on the subject of safety during transport, storage and handling as well as disposal can be found in the relevant safety data sheet. The current version can be accessed on the Internet at www.adler-lacke.com.